



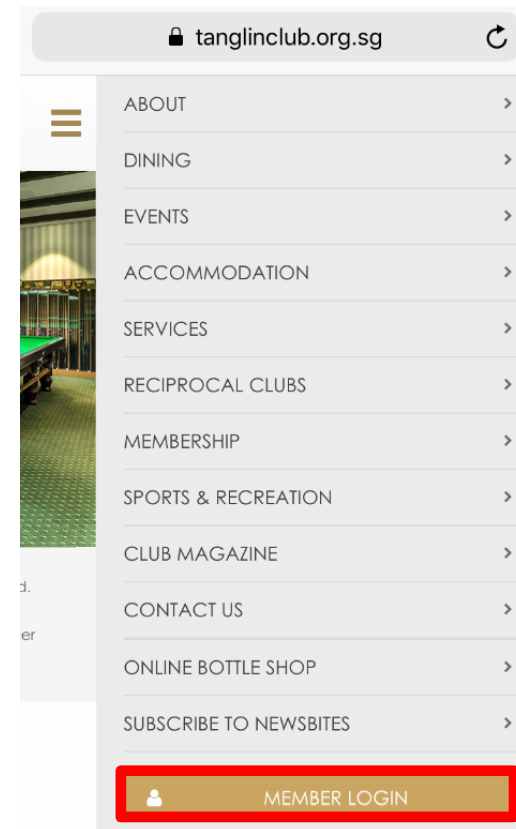
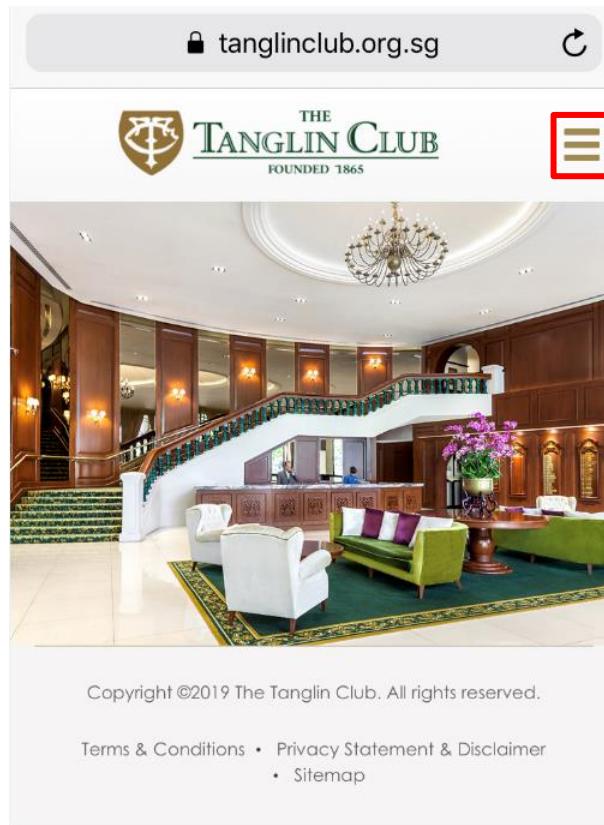
THE
TANGLIN CLUB
FOUNDED 1865

**HOW TO MAKE
COURTS BOOKINGS VIA YOUR
MOBILE PHONE**

USER GUIDE

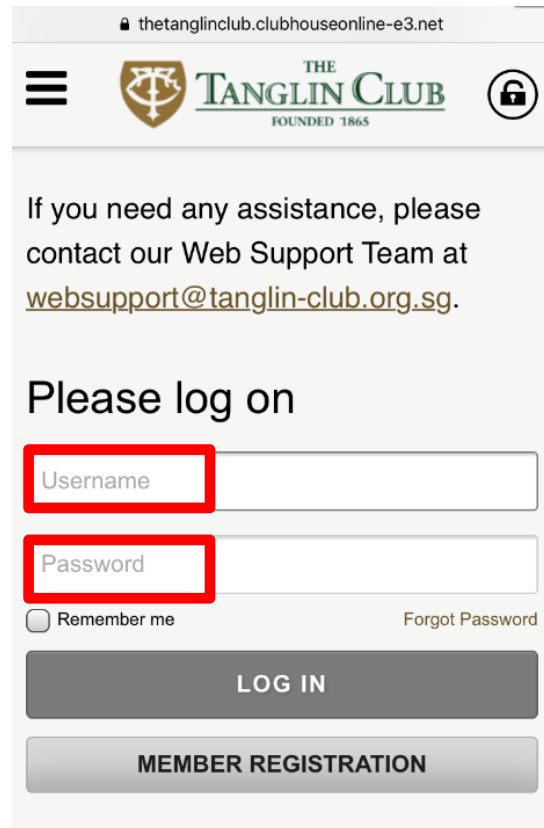
1A) VISIT THE TANGLIN CLUB WEBSITE

- www.tanglinclub.org.sg
- Click the “☰” icon
- Click “MEMBER LOGIN” on the bottom



1B) YOU WILL BE REDIRECTED TO THE NEW 'MEMBER LOGIN' WEBSITE

- Scroll down and key in your username (your full membership number)
 - Key in your password
 - Click "LOGIN"



thetanglinclub.clubhouseonline-e3.net

THE TANGLIN CLUB
FOUNDED 1865

If you need any assistance, please contact our Web Support Team at websupport@tanglin-club.org.sg.

Please log on

Username

Password

Remember me [Forgot Password](#)



LOG IN

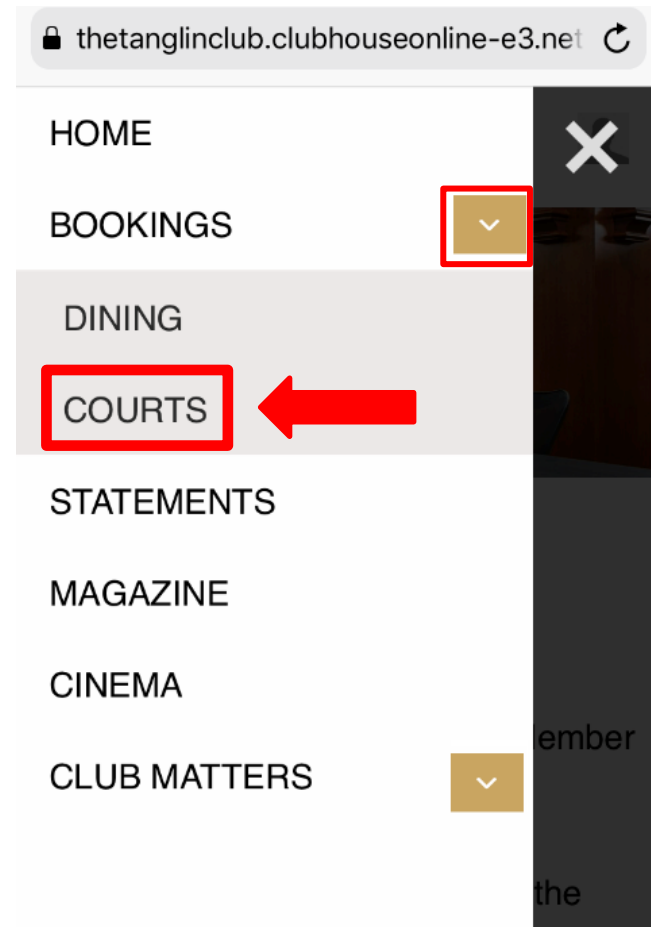

MEMBER REGISTRATION

➤ Your password has been issued to you via email, if the Club has your valid email address in our records.

- Eg. A0888-0 or B0070-1
- There has to be **5 digits in total**.
- If you are the **Principal Member**, there is a **"-0"** at the back.
- If you are the **Spouse Member**, there is a **"-1"** at the back.

1C) NAVIGATE TO 'COURTS' PAGE

- Click “  ”, then click drop down icon “  ”
 - Click “COURTS”



2) SELECT DATE AND COURT TYPE

- Scroll down, select the Date, followed by the Court Type*
 - Available time slots will be shown
 - Click your preferred time slot

**There are 4 court types:*

- 1) Squash Courts – Doubles or Single
- 2) Tennis Courts – Indoor or Outdoor

Please note that online courts bookings can only be made 7 days in advance

The screenshot shows a mobile application interface for booking a court. At the top, there are navigation tabs for 'Info', 'Today, Fri Aug 2', 'Sat Aug 3', and 'Sun Aug 4'. Below the tabs is a 'SELECT DATE' button with a calendar icon, highlighted with a red box. To its right is a blue callout box labeled 'Step 1a: Select your preferred Date'. Below the date selector is a calendar for August 2019. The calendar shows days from 28 to 7. To the right of the calendar is a blue callout box labeled 'Step 1b: Select your preferred Court Type'. Below the calendar is a section for 'Outdoor Tennis Court 1'. This section has a red box around the 'Court Type' dropdown menu, which is currently set to 'Tennis Courts - Outdoor Tennis Court'. Below this are two dropdown menus for 'Booking Length' (set to '1 hour') and 'Times to Display' (set to 'Only Show Available'). Below these are three time slot options: '7:00 AM to 8:00 AM', '8:00 AM to 9:00 AM', and '9:00 AM to 10:00 AM'. A red arrow points to the '7:00 AM' slot, and a blue callout box labeled 'Step 2: Click your preferred time slot that is available' is positioned next to it.

Step 1a: Select your preferred Date

Step 1b: Select your preferred Court Type

Step 2: Click your preferred time slot that is available

Su	Mo	Tu	We	Th	Fr	Sa
28	29	30	31	1	2	3
4	5	6	7	8	9	10
11	12	13	14	15	16	17
18	19	20	21	22	23	24
25	26	27	28	29	30	31
1	2	3	4	5	6	7

3A) CONFIRM YOUR BOOKING

- Please scroll down to check the information (left)
- **Please do not input any details under “Add Member” / “Add Guest” / “Add Buddies & Groups”**
- **Members are required to inform staff at the Sports Counter of the name(s) of Member(s) / Guest(s) joining for the game**
- If the information (left) is correct, click “BOOK NOW” to confirm your booking

← **BOOK NOW**

⌚ 4:49 left to complete this reservation

Date
📅 Tue Aug 06, 2019

Time
🕒 8:00 AM - 9:00 AM

Court
🚩 Outdoor Tennis Court 1

RENTAL OPTIONS

Ball Machine

Courts

+ **ADD MEMBER**

+ **ADD GUEST**

+ **ADD BUDDIES & GROUPS**

📝 Requests /

BOOK NOW

“Why doesn't the Club allow us to view other Members' names and add them to our bookings?”

As per the Personal Data Protection Act, to protect Members' personal information, the Club is unable to allow Members to view other Members' names.

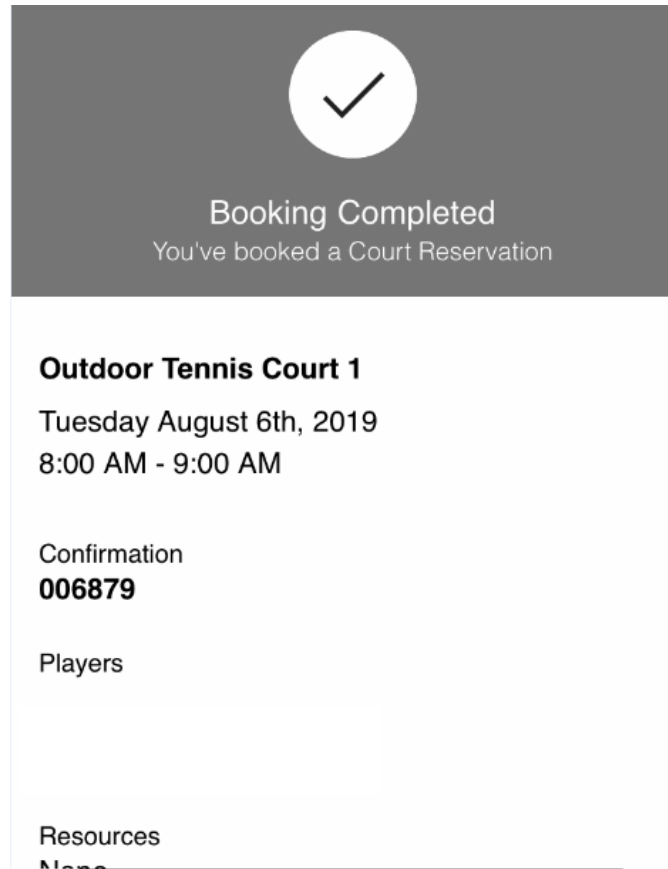
Click here



BOOK NOW

3B) CONFIRMATION OF BOOKING

- The following booking confirmation page will be shown
- An auto-email containing these details will be sent to your registered email



A booking confirmation card with a dark grey header and a white body. The header contains a white circle with a black checkmark, the text "Booking Completed", and "You've booked a Court Reservation". The body contains the following details:

Outdoor Tennis Court 1
Tuesday August 6th, 2019
8:00 AM - 9:00 AM

Confirmation
006879

Players

Resources

4) VIEW MY COURTS BOOKING

- Click the “⋮” icon
- Click “My Bookings” to view all your bookings

Please note that we are not using
“Manage Buddies and Groups”

My Bookings



Court Booking

Tuesday, August 6, 2019 @ 8:00 AM

Confirmation

006879

Facility

Outdoor Tennis

Court 1

Players

